



FOR LEASE

BE BALDWIN EAST A COMMERCIAL & LIGHT INDUSTRIAL PARK

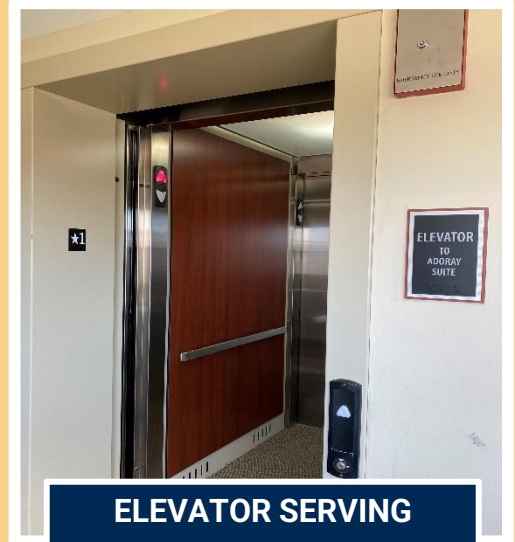
100,000 SF TOTAL

Baldwin East is a 12 ½ acre Commercial and Light Industrial Park located just a short distance from I-94 in Baldwin, Wisconsin. The property consists of the former Dairyland Power Building, which is a Multi-Tenant 40,000 SF Building, along with a 60,000 SF Multi-Tenant Office/Warehouse Building.



OFFICE/SHOWROOM
1ST LEVEL

- Office & Showroom Space
- Warehouse & Production Space
- Outdoor Storage
- Dock & Drive-In Doors
- Heavy Three Phase Power



ELEVATOR SERVING
2ND LEVEL



FOR MORE INFORMATION CONTACT:

Kevin J. LaCasse | 651.216.4858 | klacasse@greystone-commercial.com

REMODEL UNDERWAY!

DAIRYLAND BUILDING

OFFICE/SHOWROOM/PRODUCTION

- Two Story Multi-Tenant Building With Elevator
- New Tenant Entrances and Windows
- New Asphalt Drives and Parking Areas
- 480 Volt Three Phase Power
- Dock & Drive In Doors



SOUTHSIDE VIEW



OFFICE/SHOWROOM SPACE AVAILABLE



PRODUCTION/WAREHOUSE SPACE AVAILABLE



SOUTHSIDE VIEW

NEW FACADE COMING! DAIRYLAND SHOWROOM

SHOWROOM/PRODUCTION/WAREHOUSE

- New Parapet Wall, Windows & Signage Coming
- High Ceiling & Open Floor Plan
- 480 Volt Power Available
- Interior & Exterior Dock Doors




AVAILABLE NOW



CONTIGUOUS SPACE AVAILABLE



WEST SIDE LOADING DOCKS




COMMON DOCK AREA

IMPROVEMENTS COMING!

60,000 SF BUILDING

OFFICE/SHOWROOM/WAREHOUSE

- New Windows, Entries and Signage Coming
- New Asphalt Drives and Parking
- 480 Volt Three Phase Power
- Dock & Drive In Doors
- Possible Outside Storage



EAST SIDE VIEW



PRODUCTION/WAREHOUSE SPACE AVAILABLE



TENANT ENTRANCE WITH SIGNAGE



ADDITIONAL PARKING